

Effects of sulfide on the integration of denitrification with anaerobic digestion

Zhixuan Yin, Li Xie,* and Qi Zhou

State Key Laboratory of Pollution Control and Resources Reuse, Key Laboratory of Yangtze River Water Environment, College of Environmental Science and Engineering, Tongji University, 1239 Siping Road, Shanghai 200092, PR China

Received 17 November 2014; accepted 5 February 2015
Available online 20 March 2015

The effects of sulfide on the integration of denitrification with anaerobic digestion using anaerobic effluents of cassava stillage as carbon source were investigated. Batch tests indicated that nitrate reduction efficiencies decreased from 96.5% to 15.8% as sulfide/nitrate ($S/NO_3^- - N$) ratios increased from 0.27 to 1.60. At low $S/NO_3^- - N$ ratios (0.27–1.08) anaerobic acidogenesis was accelerated. Nitrate was reduced to nitrite via sulfur-based autotrophic denitrification, after which the formed nitrite and residual nitrate were converted to N_2 via heterotrophic denitrification. Increases in the $S/NO_3^- - N$ ratio (1.60) caused a shift (76.3%) in the nitrate reduction pathway from denitrification to dissimilatory nitrate reduction to ammonia (DNRA). Sulfide concentrations ($S/NO_3^- - N$ ratio of 1.60) suppressed not only heterotrophic denitrification but also acidogenesis. The potentially toxic effect of sulfide on acid production was mitigated by its rapid oxidation to sulfur, allowing the recovery of acidogenesis.

© 2015, The Society for Biotechnology, Japan. All rights reserved.

[Key words: Anaerobic acidogenesis; $S/NO_3^- - N$ ratio; Denitrification; Dissimilatory nitrate reduction to ammonia; Electron-flow]

Industrial wastewaters typically contain high levels of nitrogen and carbon compounds that must be treated before they can be discharged safely. Studies of anaerobic denitrification have shown that it is a cost effective, environmentally friendly process to achieve simultaneous denitrification and methanogenesis in a single bioreactor. Moreover, a wide variety of substrates can be treated, ranging from synthetic high-strength organic wastewater, such as glucose, methanol, and peptone, to industrial wastewaters, including those from fish canneries and breweries (1–4).

The nature of the carbon source is a key factor determining both the nitrate reduction pathway and the carbon utilization pattern (5–6). For example, propionate and butyrate rather than acetate are preferably utilized by denitrifiers (6–7). Akunna et al. (5) found that when volatile fatty acids (VFAs) were the electron donors, the preferred nitrate reduction pathway was denitrification; but in the presence of glycerol or glucose, the dissimilatory nitrate reduction to ammonia (DNRA) pathway predominated. In addition, the utilization of various electron donors, i.e., dextrin/peptone, propionate, acetate, or H_2/CO_2 , by nitrate reducers at an initial COD/ $NO_3^- - N$ ratio of 10 differentially impacts methanogenesis, ranging from its complete inhibition to its full recovery (8). Thus, nitrate utilization patterns and methanogenesis activity are strongly dependent on the nature of the electron species, which in turn results in differences in chemical oxygen demand (COD) and total nitrogen (TN) removal efficiencies.

Besides organic carbon, other inorganic substrates in industrial wastewater, such as sulfide and ferrous iron, can serve as potential electron donors in reactions by nitrate reducers. In the study of Tugtas and Pavlostathis (9), denitrification was the predominant pathway in sulfide-amended methanogenic cultures in which dextrin/peptone was the carbon source. Autotrophic denitrification was also demonstrated in a sulfide-rich anaerobic digester by the oxidation of sulfide (10), but in other studies sulfide inhibited heterotrophic denitrifiers, which resulted in a shift in the nitrate reduction pathway to DNRA (11–13). Autotrophic denitrifiers, heterotrophic denitrifiers, and anaerobic digestion bacteria, when present within the same reactor, may compete significantly with each other for nitrate as the electron acceptor. In addition, the interaction of nitrate reduction with sulfide oxidation and the subsequent effects on nitrate utilization patterns, carbon acidogenesis, and methanogenesis might alter the performance of anaerobic processes. Hence, it remains to be experimentally determined whether, in the presence of sulfide, denitrification can be successfully integrated with anaerobic digestion in the treatment of industrial wastewaters. Indeed, the effect of sulfide on anaerobic acidogenesis is poorly understood and similar examinations of nitrate utilization patterns have produced inconsistent results.

Therefore, in this work, first-stage anaerobic effluents of cassava stillage (CS) were used as substrates in batch assays aimed at evaluating the synergistic effect of organic carbon sources and sulfide, as electron donors, on nitrate reduction and anaerobic acidogenesis at different $S/NO_3^- - N$ ratios. The predominant nitrate reduction pathway as a function of carbon and sulfide was determined. Finally, we propose a general reductive pathway for electron flow in an anaerobic system containing carbon, sulfide, and nitrate.

* Corresponding author. Tel.: +86 21 65982692; fax: +86 21 65986313.
E-mail addresses: sally.xieli@tongji.edu.cn, sally_xieli@yahoo.cn (L. Xie).

TABLE 1. Characteristics of the anaerobic cassava stillage effluent collected from a cassava ethanol plant in Jiangsu Province, China.

| Parameter | Average value |
|--|---------------|
| Total chemical oxygen demand (mg/L) | 2500 |
| Soluble chemical oxygen demand (mg/L) | 1500 |
| Volatile fatty acids (mg/L) | 360 |
| Soluble total nitrogen (mg/L) | 585 |
| NH ₄ ⁺ -N (mg/L) | 235 |
| pH | 7.5 |

MATERIALS AND METHODS

Inoculum and substrate Excess sludge (total suspended solids: 4–5 g/L) obtained from the secondary sedimentation tank of the Quyang sewage treatment plant (Shanghai, China) was used as the inoculum. The substrate, anaerobic CS effluent, was obtained directly from the full-scale continuous stirred tank reactor used in the first-stage anaerobic digestion process at the Taicang cassava ethanol plant (Jiangsu, China). Table 1 summarizes the characteristics of the substrate. After their collection, the anaerobic CS effluents were stored in a refrigerator at 4 °C until needed.

Batch assays To understand the effect of sulfide on nitrate reduction, three batch assays were conducted that differed in their nitrate and sulfide concentrations, as shown in Table 2. The reactors consisted of 250-mL serum bottles containing 150 mL of anaerobic CS effluent supplemented with nitrate (250 ± 20 mg NO₃⁻-N/L) and different initial concentration of sulfide (0–428.3 mg S/L) from which precipitation loss with residual metals in the suspension was deducted. The fed serum bottles were sealed with a butyl-rubber stopper and the headspace air was displaced by helium gas to maintain anaerobic conditions. A 50-mL inoculum was then added to each serum bottle, followed by shake-incubation at 120 rpm and 37 °C. The batch test was performed in duplicate.

Analytical methods Liquid samples for sulfide analysis were collected periodically using syringes and filtered immediately through 0.45-µm filters to minimize oxidation loss. Liquid samples for the analysis of other parameters were treated with 0.2 mL of 2 M zinc chloride to precipitate the remaining sulfide and then centrifuged at 11,000×g for 10 min (Multifuge X1R, Thermo Scientific, USA). The resulting supernatants were filtered through 0.22-µm filters and the filtrates were stored in a refrigerator until their analysis.

Sulfide analysis was conducted using the methylene blue method (14). Briefly, the samples were diluted with 6.9 mL of water and reacted with 2 mL of zinc acetate, 1 mL of *N,N*-dimethyl-*p*-phenylenediamine dihydrochloride, and 0.1 mL of ammonium ferric alum [Fe(NH₄)(SO₄)₂·12H₂O]. Absorbance was then measured at 665 nm. Soluble chemical oxygen demand (SCOD) was determined by placing 2 mL of COD reagent into a series of vials (Hach, Loveland, CO, USA). The vials were heated in a COD reactor (Hach DRB200) for 120 min after which the absorbance was measured using a spectrophotometer (Hach DR3900). Ammonium, nitrate, nitrite, and sulfate ion concentrations were determined as described by Xie et al. (6) and using Dionex ICS-3000 ion chromatography (Dionex, Sunnyvale, CA, USA). The concentration of soluble TN was determined by a total organic carbon (TOC)/TN analyzer (Shimadzu TOC-L CPN CN200). The suspended solids concentrations were determined by standard methods (15). Each experiment was conducted in duplicate under identical conditions. The maximum relative error of the measurements was <5%.

RESULTS

Sulfur and nitrogen transformations in the integrated system at different S/NO₃⁻-N ratios Batch tests with additions of sulfide and nitrate into the anaerobic reactors were conducted for 70 h. A blank reactor without sulfide and nitrate additions was also included for comparison. The sulfur and nitrogen profiles as a function of the reaction time are shown in Fig. 1. Under the tested conditions, sulfide could be completely removed within 10 h at S/NO₃⁻-N ratios ranging from 0.27 to 0.72 (Fig. 1A).

With further increases in the S/NO₃⁻-N ratio, the sulfide removal efficiency decreased; for example, only 39.6% of the sulfide was removed when the S/NO₃⁻-N ratio was 1.60. Sulfate concentrations remained low (10–20 mg/L) when sulfide was added during the experiment (Fig. 1B) and were slightly higher than the value of the blank reactor (5 mg/L). The numerous straw-yellow, granular, filamentous insoluble solids in the liquid phase of the reactors were confirmed to be elemental sulfur (S⁰) that had formed in the system.

Fig. 1C and D shows the changes in nitrate and nitrite concentrations as a function of reaction time. Nitrate removal was strongly related to the sulfide level in the system. In the blank reactor without sulfide addition, the nitrate removal efficiency was almost 98.1% at 26 h, without a lag time. When a small amount of sulfide (68.5 mg S/L) was added, corresponding to an S/NO₃⁻-N ratio of 0.27, nitrate removal occurred mostly after a lag phase of 10 h, during which time almost all the sulfide was removed (Fig. 1A). Under these conditions, nitrate removal occurred within 33 h, with a removal efficiency of 96.5%. Further increases in the sulfide content (to 288.3 mg S/L), corresponding to an S/NO₃⁻-N ratio of 1.08, severely suppressed the nitrate removal efficiency. As shown in Fig. 1D, the nitrate reduction intermediate nitrite failed to reach concentrations above 25 mg/L during a reaction time of 10–20 h, and it was rapidly consumed within 26 h. The ammonia concentration increased over the course of the reaction in all tests and with similar trends, probably reflecting anaerobic degradation (Fig. 1E). The consistent decrease insoluble TN during nitrate removal at S/NO₃⁻-N ratios below 1.08 suggested that denitrification was the primary nitrate reduction pathway in the reactors (Fig. 1F).

Effect of S/NO₃⁻-N ratios on anaerobic acidogenesis As shown in Fig. 2A, the pH in the anaerobic reactor increased from 7.5 to 8.0 after the addition of nitrate but without sulfide addition. When sulfide was added, there was a further increase in the pH of up to 8.5. The addition of nitrate alone resulted in the immediate utilization of SCOD, whereas sulfide addition enhanced the SCOD concentration dramatically over the reaction time, although part of it was consumed during nitrate reduction (Fig. 2b). The increased SCOD was attributable to the increase in pH, which resulted from the generation of hydroxyl ion during sulfide hydrolysis. Thus, under alkaline conditions, sulfide stimulated the hydrolysis and degradation of organics.

The observed effect of the influent S/NO₃⁻-N ratios on SCOD was indicative of the production and consumption of VFAs, as shown in Fig. 3. Acetic and propionic acids along with low levels of butyric and valeric acids were detected in all tests. In the blank reactor, without sulfide and nitrate, total VFAs generally increased from 200 to 300 mg COD/L. VFAs were rapidly consumed within 10 h after the addition of nitrate whereas their consumption was retarded by the addition of a low concentration of sulfide (initial S/NO₃⁻-N = 0.27). At higher initial S/NO₃⁻-N ratios (0.72 and 1.08), there was very little consumption such that VFAs accumulated. It was also observed that VFA production generally increased with increasing S/NO₃⁻-N ratios.

At the highest S/NO₃⁻-N of 1.60, anaerobic acidogenesis activity was initially suppressed during the first 20 h. Only after

TABLE 2. Treatments used in the batch assays.

| | Blank | 0 | 1 | 2 | 3 | 4 |
|--|-------|--------------|--------------|--------------|--------------|--------------|
| S ²⁻ (mgS/L) ^a | 0 | 0 | 68.5 ± 2.3 | 186.8 ± 10.1 | 288.3 ± 21.5 | 428.3 ± 23.0 |
| NO ₃ ⁻ -N (mgN/L) ^a | 0 | 263.7 ± 15.0 | 250.1 ± 11.9 | 261.2 ± 13.8 | 266.9 ± 18.9 | 267.0 ± 14.3 |
| S/NO ₃ ⁻ -N | – | 0 | 0.27 | 0.72 | 1.08 | 1.60 |
| COD/NO ₃ ⁻ -N | – | 9.48 | 10.00 | 9.57 | 9.37 | 9.36 |
| COD/S | – | – | 37.04 | 13.29 | 8.68 | 5.85 |

^a Mean ± SD.

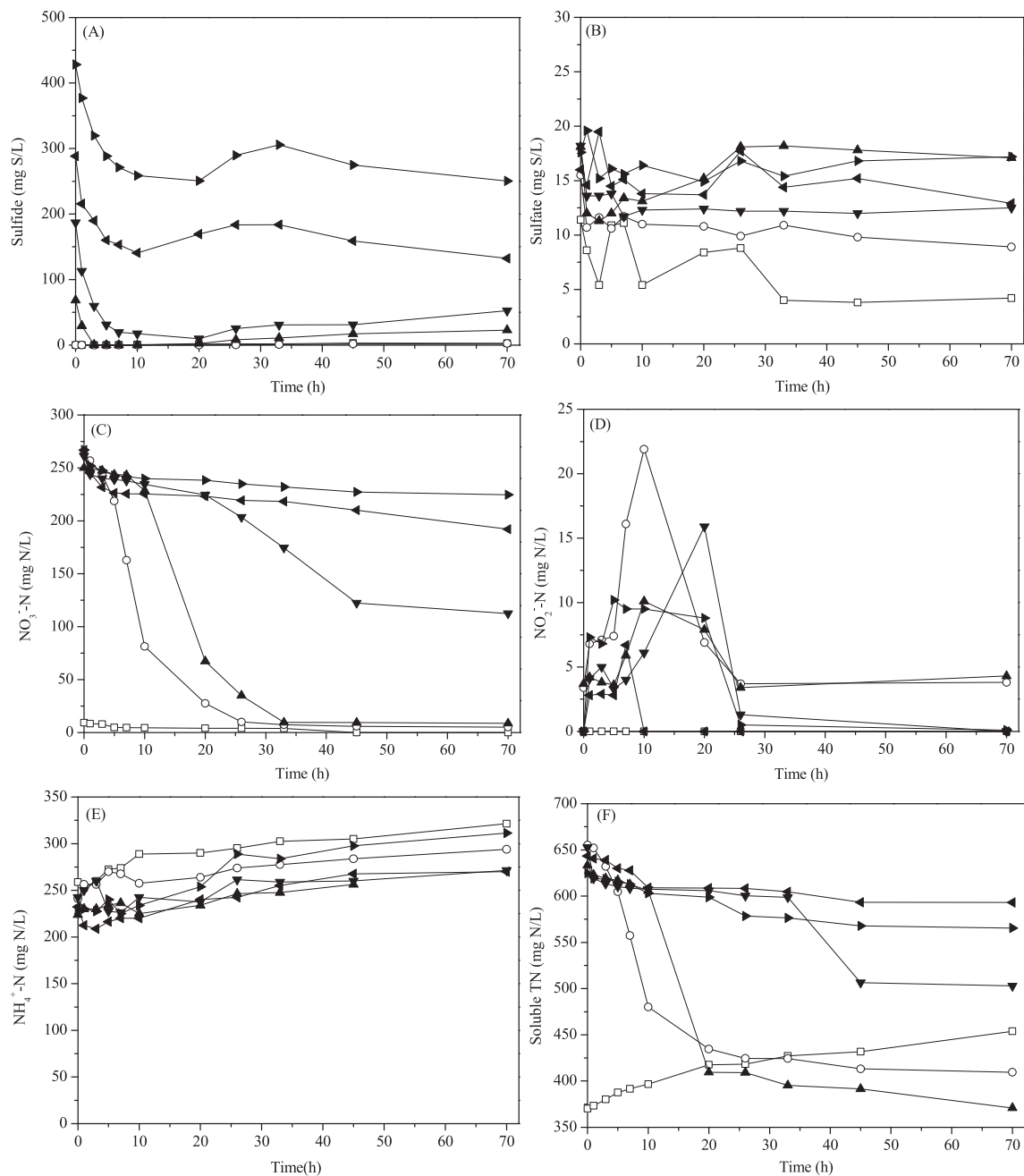


FIG. 1. Profiles of (A) sulfide, (B) sulfate, (C) nitrate, (D) nitrite, (E) ammonium, and (F) soluble total nitrogen (TN) at different S/NO₃-N ratios. Empty squares represent the blank reactor; empty circles, S/NO₃-N = 0; upright triangles, S/NO₃-N = 0.27; inverted triangles, S/NO₃-N = 0.72; left-pointing triangles, S/NO₃-N = .08; and right-pointing triangles S/NO₃-N = 1.60.

part of the sulfide was removed (Fig. 1A) did acidogenesis recover to the same level reached in the reactor containing a low concentration of added sulfide. This result suggested that moderate sulfide concentrations could be controlled to stimulate acidogenesis while excess sulfide (S/NO₃-N ratio of 1.60) would temporally inhibit acid production. Accordingly, the continuous presence of high S/NO₃-N ratio would inhibit acidogenesis.

DISCUSSION

Overall, in all the anaerobic reactors with additions of sulfide and nitrate, most of the sulfide was removed (ΔS^{2-} of 68.6–169.6 mg S/L) by 10 h (Fig. 1A) largely without its oxidation to

sulfate ($\Delta SO_4^{2-} < 15$ mg S/L) (Fig. 1B). The presence of numerous straw-yellow, granular, filamentous insoluble solids in the liquid phase of the reactors provided further evidence of the high rate of conversion of the fed sulfide to elemental sulfur. At the same time, nitrate reduction rates were much lower in the sulfide-added reactors than in the sulfide-free reactor (Fig. 1C). Only after the 10-h lag phase, i.e., when almost all the sulfide had been removed in the sulfide-added cultures, was there a dramatic removal of nitrate. The consumption of VFAs (Fig. 3) by heterotrophic denitrification began only after sulfide oxidation was complete (10–20 h). In agreement with the findings of Viviantira et al. (16), in their study using glucose as the substrate, the presence of sulfide in our reactors seemed to inhibit the activities of heterotrophic denitrifiers and thus favored those of autotrophic denitrifiers.

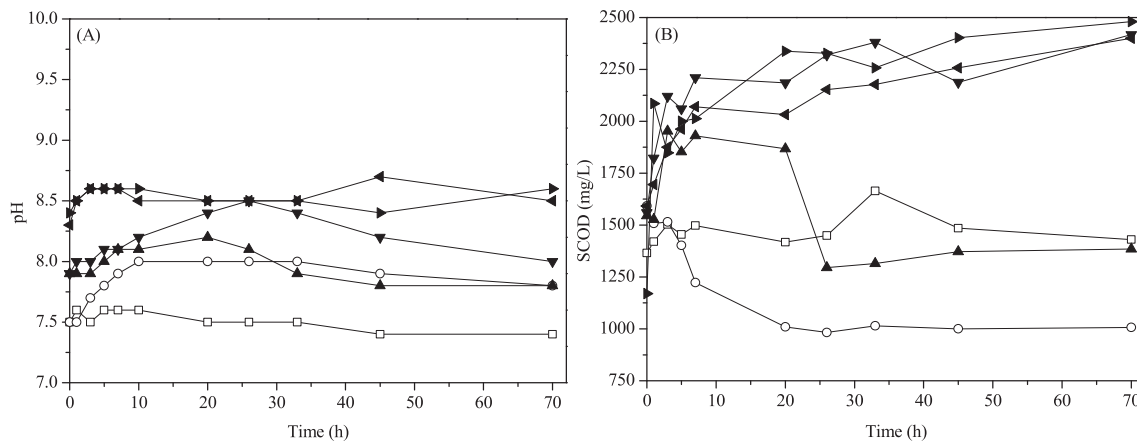
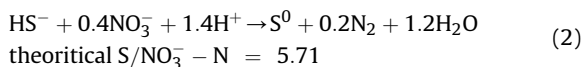
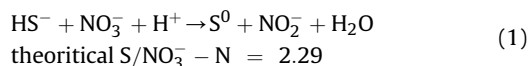
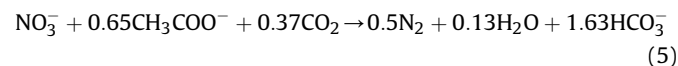
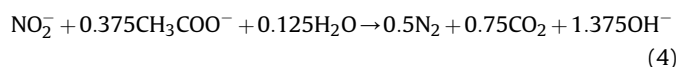


FIG. 2. Profiles of (A) SCOD and (B) pH at different S/NO₃-N ratios. Empty squares represent the blank reactor; empty circles, S/NO₃-N = 0; upright triangles, S/NO₃-N = 0.27; inverted triangles, S/NO₃-N = 0.72; left-pointing triangles, S/NO₃-N = 1.08; and right-pointing triangles S/NO₃-N = 1.60.

Both sulfur-based autotrophic and heterotrophic denitrifiers utilize nitrate as an electron acceptor (17,18). In this study, S⁰ was formed via autotrophic denitrification pathways, while the SCOD (VFAs, mostly acetic acid) was consumed via heterotrophic denitrification. In the presence of sulfide, sulfur-based autotrophic denitrification proceeds as described by the following equations:



The S/NO₃-N ratios in this study ranged from 0 to 1.60, i.e., below the theoretical S/NO₃-N of 2.29 (Eq. 1), suggesting that the most likely end-product of autotrophic denitrification after a reaction time of 10 h was nitrite. The temporary accumulation of nitrite, at a concentration of 5–15 mg/L, suggests that nitrate was reduced to nitrite via sulfur-based autotrophic denitrification, with the resulting nitrite and residual nitrate converted to N₂ via heterotrophic denitrification in the presence of low levels of sulfide. This would have resulted in the simultaneous removal of sulfide, nitrate, and SCOD in the anaerobic reactors:



Similarly, Furumai et al. (19) and Reyes-Avila et al. (12) reported a faster conversion of nitrate to nitrite by sulfur-based autotrophic (S² → S⁰) rather than heterotrophic (acetate → CO₂) denitrification because of the inhibitory effect of sulfide on the activities of heterotrophic denitrifiers, thus favoring sulfur-based autotrophic denitrifiers. Conversely, nitrite is more rapidly converted to nitrogen gas via the heterotrophic rather than the autotrophic pathway. These findings are supported by the nitrate consumption and nitrite accumulation profiles obtained in this study (Fig. 1).

Table 3 compares the nitrogen concentrations obtained experimentally under anaerobic conditions with the calculated values. Nitrate reduction rates in the first 10 h were almost the same in all sulfide-added cultures (2.2–2.9 mg/L·h) but they were much lower than the rate in the sulfide-free culture (18.2 mg/L·h), suggesting the significant retardation of nitrate reduction in the presence of sulfide. At an S/NO₃-N ratio of 0.27, nitrate reduction partly

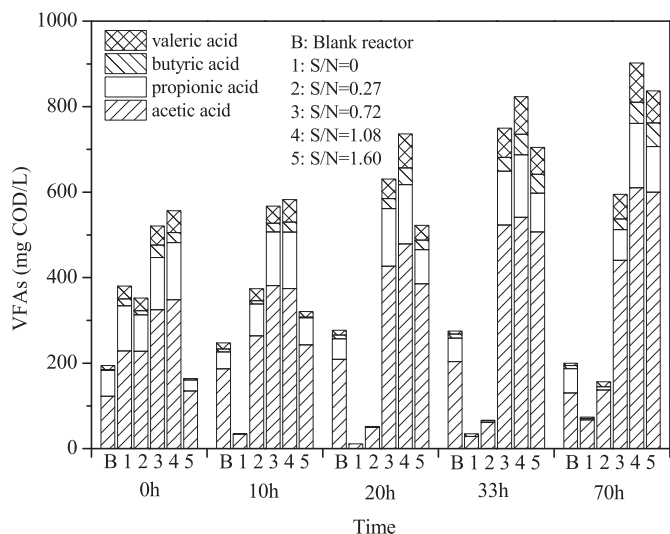


FIG. 3. The production and consumption of volatile fatty acids (VFAs) at different S/NO₃-N ratios during the test period.

TABLE 3. The nitrate reduction pathway in anaerobic cultures supplemented with nitrate and sulfide.

| | S/NO ₃ -N | Blank | 0 | 0.27 | 0.72 | 1.08 | 1.60 |
|--|---------------------------------|-------|-------|-------|-------|-------|-------|
| Initial nitrogen mass (mg N/L) | NH ₄ ⁺ -N | 258.8 | 261.3 | 223.8 | 242.5 | 213.8 | 205 |
| | NO ₃ ⁻ -N | 9.2 | 263.7 | 250.1 | 261.2 | 266.9 | 267.0 |
| | TN | 370.2 | 652.2 | 612.9 | 602.8 | 593.1 | 568.4 |
| Final nitrogen mass (mg N/L) | NH ₄ ⁺ -N | 291.3 | 293.8 | 256.3 | 271.3 | 270.0 | 311.3 |
| | NO ₃ ⁻ -N | 0 | 5.0 | 8.7 | 112.4 | 192.0 | 214.7 |
| | TN | 453.9 | 434.6 | 409.1 | 502.9 | 630 | 619.1 |
| Nitrate reduction rate (0–10 h) (mg/L·h) | – | 18.2 | 2.2 | 2.7 | 2.9 | 2.7 | – |
| Nitrate reduction rate (10 h-) (mg/L·h) | – | – | 4.5 | 9.5 | 3.2 | 0.6 | 0.3 |
| DNRA pathway (%) ^a | – | – | 9.7 | 10.2 | 13.6 | 54.6 | 76.3 |
| Denitrification pathway (%) ^b | – | – | 90.3 | 89.8 | 86.4 | 45.4 | 23.7 |
| Nitrate removal efficiency (%) | – | – | 98.1 | 96.5 | 57.0 | 28.1 | 15.8 |

$\Delta\rho_{\text{TN}}^+$ is the net TN variation, which is equal to the variations in TN at different S/NO₃-N ratios minus the TN variation in the blank.

^a DNRA pathway % = $\Delta\rho_{\text{NH}_4^+-\text{N}} / (\Delta\rho_{\text{TN}}^+ + \Delta\rho_{\text{NH}_4^+-\text{N}})$.

^b Denitrification pathway % = $\Delta\rho_{\text{TN}}^+ / (\Delta\rho_{\text{TN}}^+ + \Delta\rho_{\text{NH}_4^+-\text{N}})$.

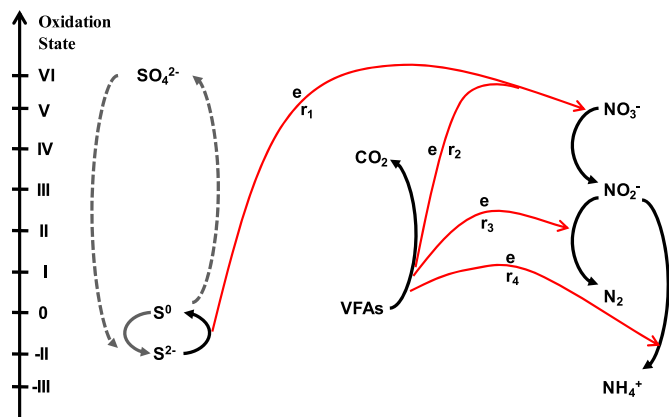


FIG. 4. The proposed pathway of electron-flow-coupled sulfur, carbon, and nitrogen cycles.

recovered after 10 h while at a ratio >1.08 the strong inhibition of nitrate reduction resulted in a rate of <0.6 mg/L·h.

$S/NO_3^- - N$ ratios, and thus the influent sulfide concentration, play an important role in the prevailing pathway of nitrate reduction. In this batch study, nitrogen gas did not accumulate in significant amounts; thus, the shift away from the TN pathway was attributed to denitrification, despite the small amount of microbial ammonia assimilation. The nitrate reduction pathway was examined to estimate the percentage of electron flow according to the equations in Table 3. In the reactor supplemented only with nitrate, nitrate reduction mainly proceeded via the heterotrophic denitrification pathway (90.3% of the electron flow). At low initial $S/NO_3^- - N$ ratios (0.27 and 0.72), the addition of sulfide to the reactor had little effect on the nitrate reduction pathway (with the denitrification pathway accounting for 86.4–89.8% of electron flow) while at a higher $S/NO_3^- - N$ ratio of 1.08 and 1.60, the DNRA pathway predominated (54.6% and 76.3%, respectively) because sulfide strongly inhibited heterotrophic denitrification. Sulfide-mediated stimulation of DNRA was also observed in freshwater sediments and butyrate synthetic wastewater (13,20–21). Senga et al. (22) reported that H_2S caused the accumulation of denitrification intermediates in estuarine and coastal sediments and thus a shift from denitrification to DNRA. Chen et al. (23) similarly concluded that at sulfide concentrations exceeding 200 mg/L, heterotrophic denitrifiers were markedly inhibited, leading to nitrite accumulation and the subsequent breakdown of the denitrification system. However, in our study, nitrite did not accumulate in large amounts even at a high sulfide concentration, indicating that the shift in the nitrate reduction pathway was not related to nitrite but to sulfide itself. Nevertheless, Percheron et al. (24) found that sulfide more strongly inhibited ammonifiers than denitrifiers in an anaerobic digester treating molasses wastewater. Tugtas and Pavlostathis (9) also concluded that nitrate reduction did not occur via DNRA in sulfide-amended cultures in which dextrin/peptone was the carbon source. The discordance among these findings could be due to differences in both the carbon sources used and the COD/N ratios (5). Nonetheless, the results of this study, together with those on the nitrate removal efficiencies in all batch tests, suggested that control of the $S/NO_3^- - N$ ratio allowed the removal of nitrate with high efficiency via denitrification.

A possible pathway comprising electron-flow-coupled sulfur, carbon, and nitrogen cycles is shown in Fig. 4. In this model, sulfide oxidation proceeds in two steps, with the end-products dependent on the ratio of sulfide to nitrogen. Sulfide is first oxidized to elemental sulfur, and then perhaps further to sulfate. In the sulfide-free cultures of our system, amendments with nitrate and sulfide at low $S/NO_3^- - N$ ratios (<1.08) resulted in the partial reduction of

nitrate via sulfur-based autotrophic denitrification (r_1), in which sulfide served as electron donor, denitrification intermediates accumulated, and anaerobic acidogenesis was stimulated. Sulfide oxidation was followed by heterotrophic denitrification, in which the electron donors were carbon sources (VFAs) and nitrogen oxides were reduced to N_2 (r_2 and r_3). The minimal inhibitory effect of sulfide can be similarly explained, namely, the potential toxicity of sulfide was eliminated by its rapid oxidation to sulfur. This conclusion is supported by the behavior observed in the batch tests. However, a high $S/NO_3^- - N$ ratio (>1.08) resulted in a shift in the nitrate reduction pathway from denitrification to DNRA (r_4), as occurs at a high COD/N ratio or with a readily fermentable carbon source (5,9). By controlling the $S/NO_3^- - N$ ratio fed to the system, we were able to integrate sulfur, carbon, and nitrogen cycles to maintain the efficiency and optimal electron flow of the nitrate reduction pathway.

ACKNOWLEDGMENTS

This work was supported by the National Natural Science Fund of China (51178326) and by Fundamental Research Funds for the Central Universities (0400219196).

References

- Akunna, J. C., Bizeau, C., and Moletta, R.: Denitrification in anaerobic digesters: possibilities and influence of wastewater COD/N- NO_x ratio, *Environ. Technol.*, **13**, 825–836 (1992).
- Mosquera-Corral, A., Sanchez, M., Campos, J. L., Mendez, R., and Lema, J. M.: Simultaneous methanogenesis and denitrification of pretreated effluents from a fish canning industry, *Water Res.*, **35**, 411–418 (2001).
- Ruiz, G., Jeison, D., and Chamy, R.: Development of denitrifying and methanogenic activities in USB reactors for the treatment of wastewater: effect of COD/N ratio, *Process Biochem.*, **41**, 1338–1342 (2006).
- Baloch, M. I., Akunna, J. C., and Collier, P. J.: Carbon and nitrogen removal in a granular bed baffled reactor, *Environ. Technol.*, **27**, 201–208 (2006).
- Akunna, J. C., Bizeau, C., and Moletta, R.: Nitrate and nitrite reductions with anaerobic sludge using various carbon sources: glucose, glycerol, acetic acid, lactic acid and methanol, *Water Res.*, **27**, 1303–1312 (1993).
- Xie, L., Chen, J. R., Wang, R., and Zhou, Q.: Effect of carbon source and COD/ $NO_3^- - N$ ratio on anaerobic simultaneous denitrification and methanogenesis for high-strength wastewater treatment, *J. Biosci. Bioeng.*, **113**, 759–764 (2012).
- Hendriksen, K. V. and Ahring, B. K.: Combined removal of nitrate and carbon in granular sludge: substrate competition and activities, *Antonie Van Leeuwenhoek*, **69**, 33–39 (1996).
- Tugtas, A. E. and Pavlostathis, S. G.: Inhibitory effects of nitrate reduction on methanogenesis in the presence of different electron donors, *Water Sci. Technol.*, **57**, 693–698 (2008).
- Tugtas, A. E. and Pavlostathis, S. G.: Effect of sulfide on nitrate reduction in mixed methanogenic cultures, *Biotechnol. Bioeng.*, **97**, 1448–1459 (2007).
- Percheron, G., Michaud, S., Bernet, N., and Moletta, R.: Nitrate and nitrite reduction of a sulphide-rich environment, *J. Chem. Technol. Biotechnol.*, **73**, 213–220 (1998).
- Schonharting, B., Rehner, R., Metzger, J. W., Krauth, K., and Rizzi, M.: Release of nitrous oxide (N_2O) from denitrifying activated sludge caused by H_2S -containing wastewater: Quantification and application of a new mathematical model, *Water Sci. Technol.*, **38**, 237–246 (1998).
- Reyes-Avila, J. S., Razo-Flores, E., and Gomez, J.: Simultaneous biological removal of nitrogen, carbon and sulfur by denitrification, *Water Res.*, **38**, 3313–3321 (2004).
- Wong, B. T. and Lee, D. J.: Sulfide enhances methanogenesis in nitrate-containing methanogenic cultures, *Bioresour. Technol.*, **102**, 2427–2432 (2011).
- Truper, H. G. and Schlegel, H. G.: Sulphur metabolism in Thiorhodaceae 1. Quantitative measurements on growing cells of *Chromatium okenii*, *Antonie Van Leeuwenhoek J. Microbiol. Serol.*, **30**, 225–238 (1964).
- APHA: Standard methods for the examination of water and wastewater. American Public Health Association, Washington, DC (2005).
- Viviantira, E., Wan, C., Wong, B. T., and Lee, D. J.: Denitrifying sulfide removal with methanogenic culture, *J. Taiwan Inst. Chem. Eng.*, **43**, 374–385 (2012).
- Chen, C., Wang, A., Ren, N., Lee, D. J., and Lai, J. Y.: High-rate denitrifying sulfide removal process in expanded granular sludge bed reactor, *Bioresour. Technol.*, **100**, 2316–2319 (2009).

18. **Chen, C., Ren, N., Wang, A., Liu, L., and Lee, D. J.:** Enhanced performance of denitrifying sulfide removal process under micro-aerobic condition, *J. Hazard. Mater.*, **179**, 1147–1151 (2010).
19. **Furumai, H., Tagui, H., and Fujita, K.:** Effects of pH and alkalinity on sulfur-denitrification in a biological granular filter, *Wat. Sci. Technol.*, **34**, 355–362 (1996).
20. **Brunet, R. C. and Garcia-Gil, L. J.:** Sulfide-induced dissimilatory nitrate reduction to ammonia in anaerobic freshwater sediments, *FEMS Microbiol. Ecol.*, **21**, 131–138 (1996).
21. **Wong, B. T. and Lee, D. J.:** Denitrifying sulfide removal and carbon methanogenesis in a mesophilic, methanogenic culture, *Bioresour. Technol.*, **102**, 6673–6679 (2011).
22. **Senga, Y., Mochida, K., Fukumori, R., Okamoto, N., and Seike, Y.:** N₂O accumulation in estuarine and coastal sediments: the influence of H₂S on dissimilatory nitrate reduction, *Estuar. Coast Shelf Sci.*, **67**, 231–238 (2006).
23. **Chen, C., Wang, A., Ren, N., Kan, H., and Lee, D. J.:** Biological breakdown of denitrifying sulfide removal process in high-rate expanded granular bed reactor, *Appl. Microbiol. Biotechnol.*, **81**, 765–770 (2008).
24. **Percheron, G., Bernet, N., and Moletta, R.:** Interactions between methanogenic and nitrate reducing bacteria during the anaerobic digestion of an industrial sulfate rich wastewater, *FEMS Microbiol. Ecol.*, **29**, 341–350 (1999).